


University of Arkansas Hope-Texarkana

Student Success

All data sourced from the ADHE-provided Institutional Database or IPEDS.



UAHT Defined Persistence Rate

All fall degree/certificate seeking students who attended the following spring or completed a credential.

Fall 2021 - Spring 2022	Fall 2022 - Spring 2023	Fall 2023 - Spring 2024	Fall 2024 - Spring 2025	Fall 2025 - Spring 2026
79.34%	80.28%	80.13%	85.40%	85.41%

UAHT Defined Retention Rate

All fall degree/certificate seeking students who attended the following fall or completed a credential.

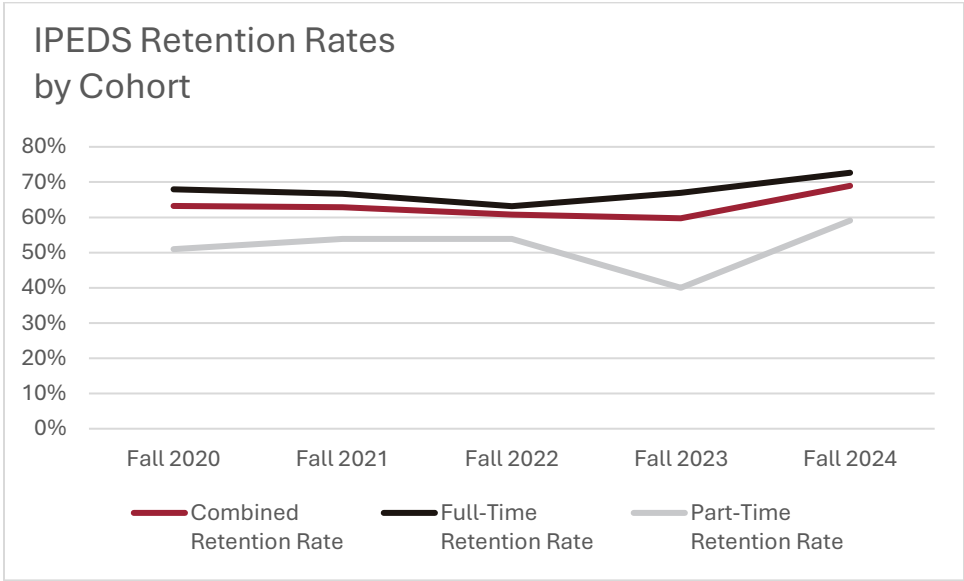
Fall 2020 - Fall 2021	Fall 2021 - Fall 2022	Fall 2022 - Fall 2023	Fall 2023 - Fall 2024	Fall 2024 - Fall 2025
71.14%	71.97%	72.20%	73.22%	73.39%

HLC Student Success Indicator 1: IPEDS Retention Rate

Collection Year	FTIC Cohort	Combined Retention Rate	Full-Time Retention Rate	Part-Time Retention Rate	Full-Time Adj Cohort	Full-Time Retained	Part-Time Adj Cohort	Part-Time Retained
2021-22	Fall 2020	63%	68%	51%	134	91	51	26
2022-23	Fall 2021	63%	67%	54%	123	82	52	28
2023-24	Fall 2022	61%	63%	54%	114	72	39	21
2024-25	Fall 2023	60%	67%	40%	109	73	40	16
2025-26	Fall 2024	69%	73%	59%	117	85	44	26

*IPEDS Retention Rate includes first-time-in-college students only.

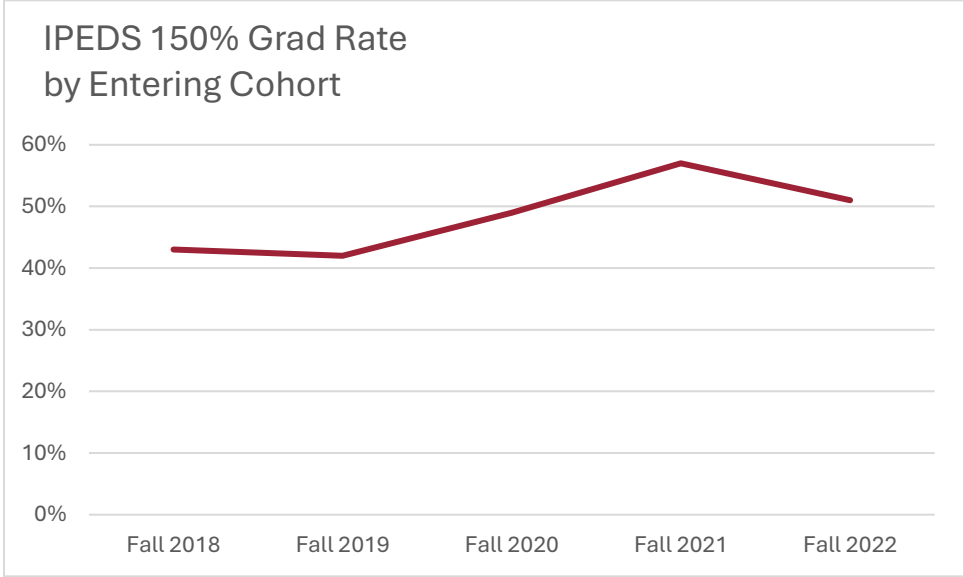
HLC Student Success Indicator 1			
227	+	65	292
346	+	131	477
UAHT Retention			61.22%
HLC Median Retention			56.89%



HLC Student Success Indicator 2: IPEDS Graduation Rate

IPEDS Collection Year	FT-FT Cohort	150% Grad Rate	Adjusted Cohort	150% Grads
2021-22	Fall 2018	43%	214	92
2022-23	Fall 2019	42%	168	70
2023-24	Fall 2020	49%	134	66
2024-25	Fall 2021	57%	123	70
2025-26	Fall 2022	51%	114	58

HLC Student Success Indicator 2	
Sum of Last 3 yr 150% Grads	206
Sum of Last 3 yr Adjusted Cohort	425
UAHT Grad Rate	48.47%
HLC Median Grad Rate	33.88%



HLC Student Success Indicator 3: IPEDS 8-Year Outcome Measure

IPEDS Collection Year	Entering Cohort	% Completed + % Transferred	% Completed	% Transferred	Adjusted Cohort	# Completed	# Transferred
2021-22	2013-14	44%	35%	9%	599	208	56
2022-23	2014-15	50%	43%	7%	533	229	39
2023-24	2015-16	64%	44%	20%	498	218	102
2024-25	2016-17	71%	43%	28%	633	270	178
2025-26	2017-18	66%	40%	26%	578	233	152

HLC Student Success Indicator 3	
Sum of Last 3 Yr of # Completed + # Transferred	1036
Sum of Last 3 Yr of Adjusted Cohort	1664
UAHT Outcome	62.26%
HLC Outcome Median	60.52%

